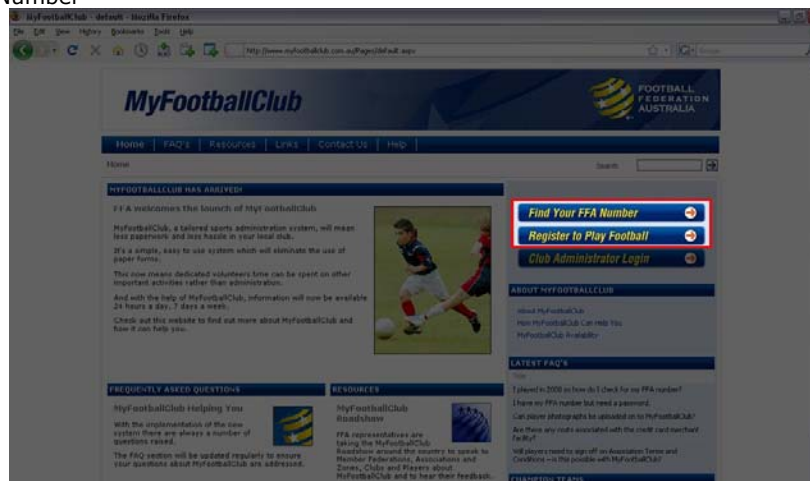
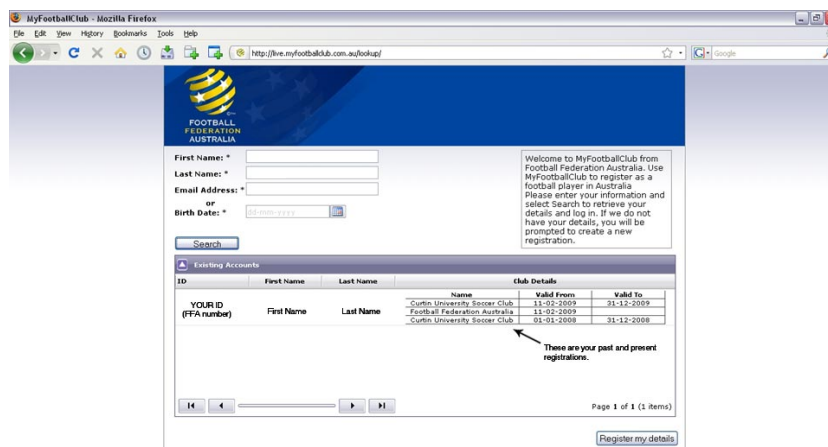


How to Register For CUSC

- 1) Log on to <http://www.myfootballclub.com.au>
- 2) Click on 'Find Your FFA Number'



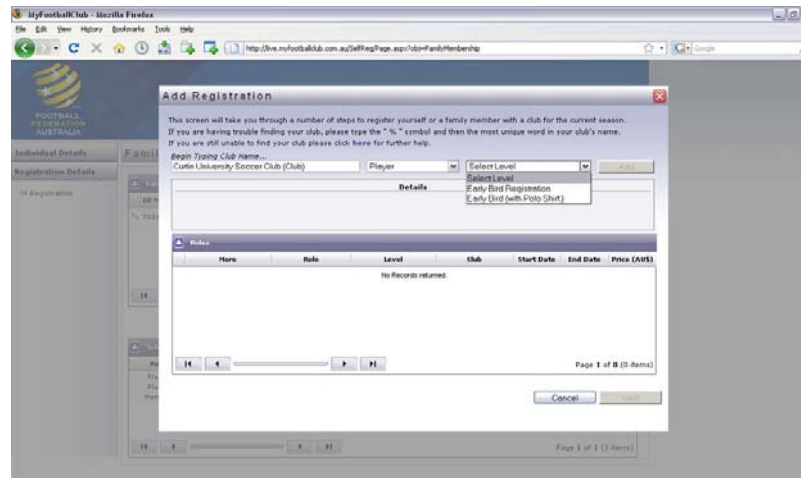
- 3) New players should click on 'Register My Details' on the bottom right of screen. Players who have previously registered with football west (for any club) can search for their existing FFA number by entering their first and last names and either their email address or date of birth. If you can't find your number, first try your full name (eg: Steven instead of Steve) however don't stress if you can't find your existing number, just register a new one.



- 4) Go back to <http://www.myfootballclub.com.au> and click on the second button 'Register To Play Football. Enter your new (or existing) FFA number and the password that was emailed to you in the login screen that loads. If you forget your password in the future, you can also request a new one here (although it seems to take a long time to get back to you.)



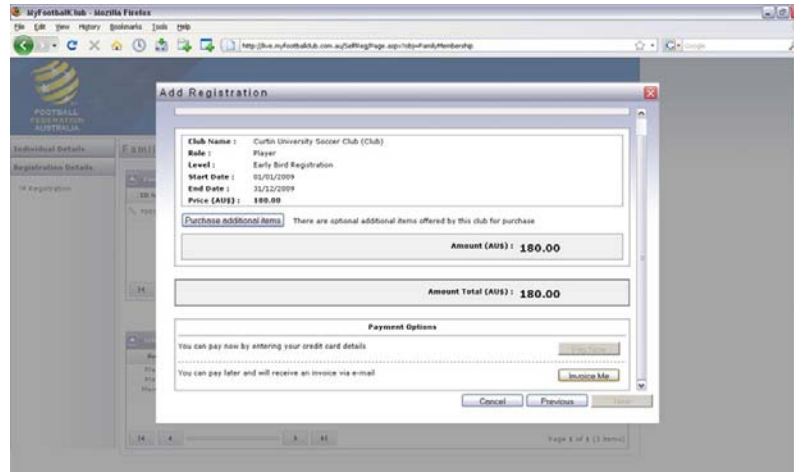
- 5) If you have not registered to play for a club this season, you will be automatically prompted to register. Click on the 'Make a Registration' button.
- 6) Begin Typing 'Curtin University Soccer Club'. Click the club name when it is suggested. Select 'Player' from the 'Select Role' menu (you will be asked if you have played in another country before, choose yes or no and continue), and finally select the package you want to register for (with or without the club polo shirt.) Click 'Add' then click 'Next' on the bottom right of screen.



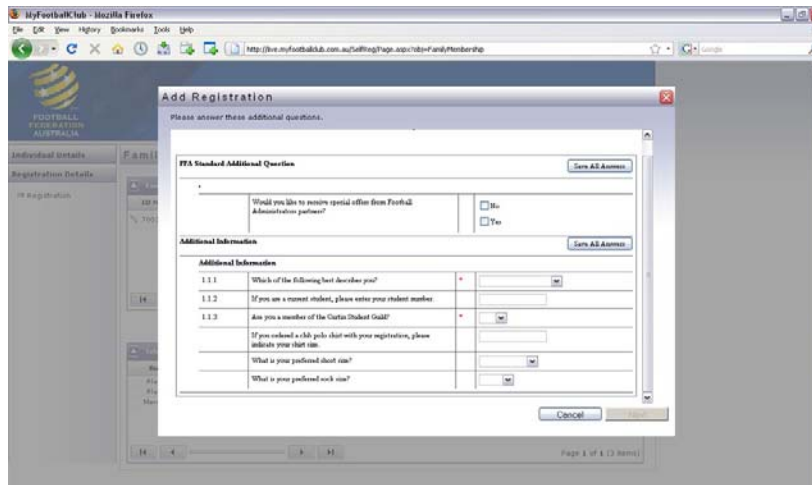
This is your only chance to order a polo shirt for \$20, if it is done outside the registration process you will pay full price of \$29.95



- 7) You will be required to accept the Football Australia and CUSC terms and conditions to continue. We have put our bank details in the T&C section, so copy this down if you plan on making a bank deposit (these are also available on the how to register section of the website so don't stress if you lose them.) MyFootballClub offers credit card, but it doesn't work at the moment.
- 8) Once you accept the terms and conditions a confirmation screen will display all the information you have entered. Click 'Invoice Me' to continue (you will be emailed an invoice with the amount to pay either by bank deposit or cash.)




- 9) Finally, you will be asked to fill out a short questionnaire. You will be required to do this for your registration to be valid (and to get the correct sized polo shirt if you ordered one!)



- 10) Pay your invoice.

The club's first preference is bank transfer please put your surname in the transaction description so we can cross reference it.

Second Option is cash if you cannot do bank transfer bring cash to the club treasurer Mark Bradley



Print and bring your invoice to training and make sure he gives you a receipt; keep this as proof of payment. In the event of any dispute regarding payment you will need to produce your receipt or you may not be able to play.

Payment must be made on or before the first of March 2009 to receive the discounted price.